



Location: CMA1b - Harbour Grand Hotel Boundary Wall

Report on 24-hour TSP monitoring

Action Level ($\mu\text{g}/\text{m}^3$) - 176.7

Limit Level ($\mu\text{g}/\text{m}^3$) - 260

Date	Sampling Time	Weather Condition	Filter paper no.	Filter Weight, g		Elapse Time, hr		Sampling Time, hr	Flow Rate, m^3/min			Total Volume, m^3	TSP Level, $\mu\text{g}/\text{m}^3$
				Initial	Final	Initial	Final		Initial, Q_{si}	Final, Q_{sf}	Average		
28-Mar-20	08:00	Cloudy	CMA1b 24hr 003438	2.7381	2.7964	15286.43	15310.43	24.00	1.14	1.14	1.14	1638	35.6
02-Apr-20	08:00	Cloudy	CMA1b 24hr 003726	2.7384	2.8063	15313.43	15337.43	24.00	1.14	1.14	1.14	1644	41.3
07-Apr-20	08:00	Cloudy	CMA1b 24hr 003736	2.7296	2.7818	15340.43	15364.43	24.00	1.14	1.14	1.14	1638	31.9
13-Apr-20	08:00	Fine	CMA1b 24hr 003796	2.7215	2.7954	15367.43	15391.43	24.00	1.14	1.14	1.14	1638	45.1
18-Apr-20	08:00	Cloudy	CMA1b 24hr 003806	2.6879	2.7689	15394.43	15418.43	24.00	1.13	1.13	1.13	1627	49.8
24-Apr-20	08:00	Cloudy	CMA1b 24hr 003838	2.6907	2.7565	15421.43	15445.43	24.00	1.14	1.14	1.14	1639	40.1

Report on 1-hour TSP monitoring

Action Level ($\mu\text{g}/\text{m}^3$) - 320.1

Limit Level ($\mu\text{g}/\text{m}^3$) - 500

Date	Sampling Time	Weather Condition	Filter paper no.	Filter Weight, g		Elapse Time, hr		Sampling Time, hr	Flow Rate, m^3/min			Total Volume, m^3	TSP Level, $\mu\text{g}/\text{m}^3$
				Initial	Final	Initial	Final		Initial, Q_{si}	Final, Q_{sf}	Average		
30-Mar-20	08:25	Cloudy	CMA1b 1hr 1 003297	2.6982	2.7068	15310.43	15311.43	1.00	1.14	1.14	1.14	68	125.8
30-Mar-20	09:27	Cloudy	CMA1b 1hr 2 003298	2.6950	2.7007	15311.43	15312.43	1.00	1.14	1.14	1.14	68	83.4
30-Mar-20	10:30	Cloudy	CMA1b 1hr 3 003436	2.7366	2.7433	15312.43	15313.43	1.00	1.14	1.14	1.14	68	98.0
03-Apr-20	08:15	Cloudy	CMA1b 1hr 1 003720	2.6785	2.6850	15337.43	15338.43	1.00	1.14	1.14	1.14	68	94.9
03-Apr-20	09:17	Cloudy	CMA1b 1hr 2 003721	2.6899	2.6959	15338.43	15339.43	1.00	1.14	1.14	1.14	68	87.6
03-Apr-20	10:20	Cloudy	CMA1b 1hr 3 003722	2.6973	2.7033	15339.43	15340.43	1.00	1.14	1.14	1.14	68	87.6
08-Apr-20	08:13	Cloudy	CMA1b 1hr 1 003737	2.7263	2.7316	15364.43	15365.43	1.00	1.14	1.14	1.14	68	77.7
08-Apr-20	09:15	Cloudy	CMA1b 1hr 2 003738	2.7237	2.7297	15365.43	15366.43	1.00	1.14	1.14	1.14	68	88.0
08-Apr-20	10:20	Cloudy	CMA1b 1hr 3 003739	2.7144	2.7182	15366.43	15367.43	1.00	1.14	1.14	1.14	68	55.7
14-Apr-20	08:25	Fine	CMA1b 1hr 1 003790	2.6976	2.7024	15391.43	15392.43	1.00	1.14	1.14	1.14	68	70.4
14-Apr-20	09:28	Fine	CMA1b 1hr 2 003791	2.6815	2.6858	15392.43	15393.43	1.00	1.14	1.14	1.14	68	63.0
14-Apr-20	10:30	Fine	CMA1b 1hr 3 003792	2.6877	2.6935	15393.43	15394.43	1.00	1.14	1.14	1.14	68	85.0
20-Apr-20	08:15	Fine	CMA1b 1hr 1 003805	2.6818	2.6863	15418.43	15419.43	1.00	1.13	1.13	1.13	68	66.4
20-Apr-20	09:17	Fine	CMA1b 1hr 2 003804	2.6730	2.6772	15419.43	15420.43	1.00	1.13	1.13	1.13	68	62.0
20-Apr-20	10:20	Fine	CMA1b 1hr 3 003802	2.6869	2.6908	15420.43	15421.43	1.00	1.13	1.13	1.13	68	57.6
25-Apr-20	08:20	Cloudy	CMA1b 1hr 1 003841	2.7004	2.7038	15445.43	15446.43	1.00	1.14	1.14	1.14	68	49.8
25-Apr-20	09:23	Cloudy	CMA1b 1hr 2 003842	2.7039	2.7076	15446.43	15447.43	1.00	1.14	1.14	1.14	68	54.2
25-Apr-20	10:25	Cloudy	CMA1b 1hr 3 003843	2.7018	2.7061	15447.43	15448.43	1.00	1.14	1.14	1.14	68	63.0



Location: CMA2a - Causeway Bay Community Centre

Report on 24-hour TSP monitoring
 Action Level ($\mu\text{g}/\text{m}^3$) - 169.5
 Limit Level ($\mu\text{g}/\text{m}^3$) - 260

Date	Sampling Time	Weather Condition	Filter paper no.	Filter Weight, g		Elapse Time, hr		Sampling Time, hr	Flow Rate, m^3/min			Total Volume, m^3	TSP Level, $\mu\text{g}/\text{m}^3$
				Initial	Final	Initial	Final		Initial, Q_{si}	Final, Q_{sf}	Average		
28-Mar-20	08:00	Cloudy	CMA2a 24hr 003439	2.7499	2.8220	1756.72	1780.72	24.00	1.30	1.31	1.30	1877	38.4
02-Apr-20	08:00	Cloudy	CMA2a 24hr 003727	2.7344	2.8472	1783.72	1807.72	24.00	1.21	1.21	1.21	1739	64.8
07-Apr-20	08:00	Cloudy	CMA2a 24hr 003743	2.7141	2.7908	1810.72	1834.72	24.00	1.14	1.14	1.14	1647	46.6
13-Apr-20	08:00	Fine	CMA2a 24hr 003789	2.6917	2.7698	1837.72	1861.72	24.00	1.14	1.14	1.14	1647	47.4
18-Apr-20	08:00	Cloudy	CMA2a 24hr 003807	2.6826	2.7925	1864.72	1888.72	24.00	1.14	1.13	1.13	1633	67.3
24-Apr-20	08:00	Cloudy	CMA2a 24hr 003837	2.6673	2.7589	1891.72	1915.72	24.00	1.15	1.14	1.14	1649	55.6

Report on 1-hour TSP monitoring
 Action Level ($\mu\text{g}/\text{m}^3$) - 323.4
 Limit Level ($\mu\text{g}/\text{m}^3$) - 500

Date	Sampling Time	Weather Condition	Filter paper no.	Filter Weight, g		Elapse Time, hr		Sampling Time, hr	Flow Rate, m^3/min			Total Volume, m^3	TSP Level, $\mu\text{g}/\text{m}^3$
				Initial	Final	Initial	Final		Initial, Q_{si}	Final, Q_{sf}	Average		
30-Mar-20	08:20	Cloudy	CMA2a 1hr 1 003437	2.7473	2.7530	1780.72	1781.72	1.00	1.31	1.31	1.31	78	72.8
30-Mar-20	09:22	Cloudy	CMA2a 1hr 2 003435	2.7175	2.7217	1781.72	1782.72	1.00	1.31	1.31	1.31	78	53.6
30-Mar-20	10:25	Cloudy	CMA2a 1hr 3 003434	2.7264	2.7304	1782.72	1783.72	1.00	1.31	1.31	1.31	78	51.1
03-Apr-20	08:10	Cloudy	CMA2a 1hr 1 003723	2.7149	2.7227	1807.72	1808.72	1.00	1.21	1.21	1.21	72	107.7
03-Apr-20	09:12	Cloudy	CMA2a 1hr 2 003724	2.7123	2.7185	1808.72	1809.72	1.00	1.21	1.21	1.21	72	85.6
03-Apr-20	10:15	Cloudy	CMA2a 1hr 3 003725	2.7392	2.7458	1809.72	1810.72	1.00	1.21	1.21	1.21	72	91.1
08-Apr-20	08:08	Cloudy	CMA2a 1hr 1 003740	2.7176	2.7207	1834.72	1835.72	1.00	1.14	1.14	1.14	69	45.2
08-Apr-20	09:10	Cloudy	CMA2a 1hr 2 003741	2.7136	2.7192	1835.72	1836.72	1.00	1.14	1.14	1.14	69	81.7
08-Apr-20	10:13	Cloudy	CMA2a 1hr 3 003742	2.7142	2.7191	1836.72	1837.72	1.00	1.14	1.14	1.14	69	71.5
14-Apr-10	08:20	Fine	CMA2a 1hr 1 003793	2.6732	2.6795	1861.72	1862.72	1.00	1.14	1.14	1.14	69	91.9
14-Apr-20	09:22	Fine	CMA2a 1hr 2 003794	2.7129	2.7195	1862.72	1863.72	1.00	1.14	1.14	1.14	69	96.3
14-Apr-20	10:24	Fine	CMA2a 1hr 3 003795	2.6883	2.6932	1863.72	1864.72	1.00	1.14	1.14	1.14	69	71.5
20-Apr-20	08:10	Fine	CMA2a 1hr 1 003803	2.6839	2.6890	1888.72	1889.72	1.00	1.13	1.13	1.13	68	75.1
20-Apr-20	09:12	Fine	CMA2a 1hr 2 003801	2.6768	2.6810	1889.72	1890.72	1.00	1.13	1.13	1.13	68	61.8
20-Apr-20	10:15	Fine	CMA2a 1hr 3 003848	2.6613	2.6647	1890.72	1891.72	1.00	1.13	1.13	1.13	68	50.1
25-Apr-20	08:15	Cloudy	CMA2a 1hr 1 003844	2.6770	2.6795	1915.72	1916.72	1.00	1.14	1.14	1.14	69	36.4
25-Apr-20	09:17	Cloudy	CMA2a 1hr 2 003839	2.6908	2.6947	1916.72	1917.72	1.00	1.14	1.14	1.14	69	56.8
25-Apr-20	10:19	Cloudy	CMA2a 1hr 3 003840	2.6873	2.6913	1917.72	1918.72	1.00	1.14	1.14	1.14	69	58.3



Location: CMA3a - CWB PRE Site Office Area

Report on 24-hour TSP monitoring
 Action Level ($\mu\text{g}/\text{m}^3$) - 171
 Limit Level ($\mu\text{g}/\text{m}^3$) - 260

Date	Sampling Time	Weather Condition	Filter paper no.	Filter Weight, g		Elapse Time, hr		Sampling Time, hr	Flow Rate, m^3/min			Total Volume, m^3	TSP Level, $\mu\text{g}/\text{m}^3$
				Initial	Final	Initial	Final		Initial, Q_{si}	Final, Q_{sf}	Average		
28-Mar-20	08:00	Cloudy	CMA3a 24hr_003433	2.7194	2.7482	12119.19	12143.19	24.00	1.11	1.11	1.11	1599	18.0
02-Apr-20	08:00	Cloudy	CMA3a 24hr_003482	2.7342	2.8405	12146.19	12170.19	24.00	1.12	1.12	1.12	1607	66.1
07-Apr-20	08:00	Cloudy	CMA3a 24hr_003752	2.7213	2.7782	12173.19	12197.19	24.00	1.15	1.15	1.15	1655	34.4
13-Apr-20	08:00	Fine	CMA3a 24hr_003787	2.6808	2.7756	12200.19	12224.19	24.00	1.15	1.15	1.15	1655	57.3
18-Apr-20	08:00	Cloudy	CMA3a 24hr_003798	2.7129	2.8091	12227.19	12251.19	24.00	1.14	1.14	1.14	1644	58.5
24-Apr-20	08:00	Cloudy	CMA3a 24hr_003846	2.6740	2.7407	12254.19	12278.19	24.00	1.15	1.15	1.15	1656	40.3

Report on 1-hour TSP monitoring
 Action Level ($\mu\text{g}/\text{m}^3$) - 311.3
 Limit Level ($\mu\text{g}/\text{m}^3$) - 500

Date	Sampling Time	Weather Condition	Filter paper no.	Filter Weight, g		Elapse Time, hr		Sampling Time, hr	Flow Rate, m^3/min			Total Volume, m^3	TSP Level, $\mu\text{g}/\text{m}^3$
				Initial	Final	Initial	Final		Initial, Q_{si}	Final, Q_{sf}	Average		
30-Mar-20	09:50	Cloudy	CMA3a 1hr_1_003471	2.7401	2.7453	12143.19	12144.19	1.00	1.11	1.11	1.11	67	77.9
30-Mar-20	10:52	Cloudy	CMA3a 1hr_2_003476	2.7272	2.7321	12144.19	12145.19	1.00	1.11	1.11	1.11	67	73.4
30-Mar-20	13:00	Cloudy	CMA3a 1hr_3_003496	2.7317	2.7341	12145.19	12146.19	1.00	1.11	1.11	1.11	67	35.9
03-Apr-20	09:30	Cloudy	CMA3a 1hr_1_003728	2.7289	2.7368	12170.19	12171.19	1.00	1.12	1.12	1.12	67	118.0
03-Apr-20	10:32	Cloudy	CMA3a 1hr_2_003734	2.7319	2.7392	12171.19	12172.19	1.00	1.12	1.12	1.12	67	109.0
03-Apr-20	13:00	Cloudy	CMA3a 1hr_3_003747	2.7163	2.7229	12172.19	12173.19	1.00	1.12	1.12	1.12	67	98.6
08-Apr-20	09:15	Cloudy	CMA3a 1hr_1_003773	2.7432	2.7484	12197.19	12198.19	1.00	1.15	1.15	1.15	69	75.5
08-Apr-20	10:17	Cloudy	CMA3a 1hr_2_003778	2.7069	2.7128	12198.19	12199.19	1.00	1.15	1.15	1.15	69	85.6
08-Apr-20	13:00	Cloudy	CMA3a 1hr_3_003781	2.7257	2.7288	12199.19	12200.19	1.00	1.15	1.15	1.15	69	45.0
14-Apr-10	09:30	Fine	CMA3a 1hr_1_003704	2.6930	2.7022	12224.19	12225.19	1.00	1.15	1.15	1.15	69	133.5
14-Apr-20	10:32	Fine	CMA3a 1hr_2_003708	2.6989	2.7066	12225.19	12226.19	1.00	1.15	1.15	1.15	69	111.8
14-Apr-20	13:00	Fine	CMA3a 1hr_3_003714	2.7073	2.7168	12226.19	12227.19	1.00	1.15	1.15	1.15	69	137.9
20-Apr-20	09:30	Fine	CMA3a 1hr_1_003865	2.6945	2.7009	12251.19	12252.19	1.00	1.14	1.14	1.14	68	93.5
20-Apr-20	10:32	Fine	CMA3a 1hr_2_003859	2.6661	2.6724	12252.19	12253.19	1.00	1.14	1.14	1.14	68	92.1
20-Apr-20	13:00	Fine	CMA3a 1hr_3_003854	2.6728	2.6768	12253.19	12254.19	1.00	1.14	1.14	1.14	68	58.5
25-Apr-20	09:23	Cloudy	CMA3a 1hr_1_004500	2.5278	2.5310	12278.19	12279.19	1.00	1.15	1.15	1.15	69	46.4
25-Apr-20	10:25	Cloudy	CMA3a 1hr_2_004495	2.5934	2.5963	12279.19	12280.19	1.00	1.15	1.15	1.15	69	42.1
25-Apr-20	13:00	Cloudy	CMA3a 1hr_3_004490	2.6160	2.6210	12280.19	12281.19	1.00	1.15	1.15	1.15	69	72.5



Location: CMA4a - SPCA

Report on 24-hour TSP monitoring

Action Level ($\mu\text{g}/\text{m}^3$) - 171.2
 Limit Level ($\mu\text{g}/\text{m}^3$) - 260

Date	Sampling Time	Weather Condition	Filter paper no.	Filter Weight, g		Elapse Time, hr		Sampling Time, hr	Flow Rate, m^3/min			Total Volume, m^3	TSP Level, $\mu\text{g}/\text{m}^3$
				Initial	Final	Initial	Final		Initial, Q_{si}	Final, Q_{sf}	Average		
28-Mar-20	08:00	Cloudy	CMA4a 24hr 003432	2.7000	2.7627	29078.44	29102.44	24.00	1.15	1.16	1.15	1663	37.7
02-Apr-20	08:00	Cloudy	CMA4a 24hr 003483	2.7364	2.8368	29105.44	29129.44	24.00	1.16	1.16	1.16	1668	60.2
07-Apr-20	08:00	Cloudy	CMA4a 24hr 003753	2.6993	2.7623	29132.44	29156.44	24.00	1.17	1.16	1.16	1677	37.6
13-Apr-20	08:00	Fine	CMA4a 24hr 003788	2.7017	2.7885	29159.44	29183.44	24.00	1.17	1.16	1.16	1677	51.7
18-Apr-20	08:00	Cloudy	CMA4a 24hr 003799	2.7278	2.8120	29186.44	29210.44	24.00	1.16	1.16	1.16	1667	50.5
24-Apr-20	08:00	Cloudy	CMA4a 24hr 003845	2.6829	2.7333	29213.44	29237.44	24.00	1.17	1.16	1.17	1679	30.0

Report on 1-hour TSP monitoring

Action Level ($\mu\text{g}/\text{m}^3$) - 312.5
 Limit Level ($\mu\text{g}/\text{m}^3$) - 500

Date	Sampling Time	Weather Condition	Filter paper no.	Filter Weight, g		Elapse Time, hr		Sampling Time, hr	Flow Rate, m^3/min			Total Volume, m^3	TSP Level, $\mu\text{g}/\text{m}^3$
				Initial	Final	Initial	Final		Initial, Q_{si}	Final, Q_{sf}	Average		
30-Mar-20	09:51	Cloudy	CMA4a 1hr 1 003472	2.7120	2.7169	29102.44	29103.44	1.00	1.16	1.16	1.16	69	70.6
30-Mar-20	10:53	Cloudy	CMA4a 1hr 2 003477	2.7266	2.7301	29103.44	29104.44	1.00	1.16	1.16	1.16	69	50.5
30-Mar-20	13:00	Cloudy	CMA4a 1hr 3 003497	2.7136	2.7170	29104.44	29105.44	1.00	1.16	1.16	1.16	69	49.0
03-Apr-20	09:40	Cloudy	CMA4a 1hr 1 003730	2.7397	2.7469	29129.44	29130.44	1.00	1.16	1.16	1.16	69	103.6
03-Apr-20	10:42	Cloudy	CMA4a 1hr 2 003735	2.7197	2.7265	29130.44	29131.44	1.00	1.16	1.16	1.16	69	97.8
03-Apr-20	13:00	Cloudy	CMA4a 1hr 3 003749	2.7338	2.7395	29131.44	29132.44	1.00	1.16	1.16	1.16	69	82.0
08-Apr-20	09:25	Cloudy	CMA4a 1hr 1 003774	2.7337	2.7393	29156.44	29157.44	1.00	1.16	1.16	1.16	70	80.2
08-Apr-20	10:27	Cloudy	CMA4a 1hr 2 003779	2.7065	2.7120	29157.44	29158.44	1.00	1.16	1.16	1.16	70	78.7
08-Apr-20	13:00	Cloudy	CMA4a 1hr 3 003782	2.7162	2.7210	29158.44	29159.44	1.00	1.16	1.16	1.16	70	68.7
14-Apr-10	09:40	Fine	CMA4a 1hr 1 003705	2.6766	2.6843	29183.44	29184.44	1.00	1.16	1.16	1.16	70	110.3
14-Apr-20	10:42	Fine	CMA4a 1hr 2 003709	2.7118	2.7192	29184.44	29185.44	1.00	1.16	1.16	1.16	70	106.0
14-Apr-20	13:00	Fine	CMA4a 1hr 3 003715	2.6958	2.7044	29185.44	29186.44	1.00	1.16	1.16	1.16	70	123.1
20-Apr-20	09:37	Fine	CMA4a 1hr 1 003864	2.6918	2.6968	29210.44	29211.44	1.00	1.16	1.16	1.16	69	72.1
20-Apr-20	10:39	Fine	CMA4a 1hr 2 003858	2.6870	2.6908	29211.44	29212.44	1.00	1.16	1.16	1.16	69	54.8
20-Apr-20	13:00	Fine	CMA4a 1hr 3 003853	2.6678	2.6723	29212.44	29213.44	1.00	1.16	1.16	1.16	69	64.9
25-Apr-20	09:30	Cloudy	CMA4a 1hr 1 004499	2.5151	2.5175	29237.44	29238.44	1.00	1.16	1.16	1.16	70	34.3
25-Apr-20	10:32	Cloudy	CMA4a 1hr 2 004494	2.6032	2.6058	29238.44	29239.44	1.00	1.16	1.16	1.16	70	37.2
25-Apr-20	13:00	Cloudy	CMA4a 1hr 3 004489	2.6170	2.6212	29239.44	29240.44	1.00	1.16	1.16	1.16	70	60.1



Location: CMA5b - Pedestrian Plaza

Report on 24-hour TSP monitoring

Action Level ($\mu\text{g}/\text{m}^3$) - 181

Limit Level ($\mu\text{g}/\text{m}^3$) - 260

Date	Sampling Time	Weather Condition	Filter paper no.	Filter Weight, g		Elapse Time, hr		Sampling Time, hr	Flow Rate, m^3/min			Total Volume, m^3	TSP Level, $\mu\text{g}/\text{m}^3$
				Initial	Final	Initial	Final		Initial, Q_{si}	Final, Q_{sf}	Average		
28-Mar-20	08:00	Cloudy	CMA5b 24hr_003431	2.7025	2.7553	13691.88	13715.88	24.00	1.22	1.22	1.22	1759	30.0
02-Apr-20	08:00	Cloudy	CMA5b 24hr_003481	2.7221	2.8050	13718.88	13742.88	24.00	1.23	1.22	1.22	1764	47.0
07-Apr-20	08:00	Cloudy	CMA5b 24hr_003751	2.7199	2.7848	13745.88	13769.88	24.00	1.03	1.03	1.03	1481	43.8
13-Apr-20	08:00	Fine	CMA5b 24hr_003786	2.7067	2.8027	13772.88	13796.88	24.00	1.03	1.03	1.03	1481	64.8
18-Apr-20	08:00	Cloudy	CMA5b 24hr_003797	2.7313	2.8318	13799.88	13823.88	24.00	1.02	1.02	1.02	1470	68.4
24-Apr-20	08:00	Cloudy	CMA5b 24hr_003847	2.6812	2.7565	13826.88	13850.88	24.00	1.03	1.03	1.03	1483	50.8

Report on 1-hour TSP monitoring

Action Level ($\mu\text{g}/\text{m}^3$) - 332

Limit Level ($\mu\text{g}/\text{m}^3$) - 500

Date	Sampling Time	Weather Condition	Filter paper no.	Filter Weight, g		Elapse Time, hr		Sampling Time, hr	Flow Rate, m^3/min			Total Volume, m^3	TSP Level, $\mu\text{g}/\text{m}^3$
				Initial	Final	Initial	Final		Initial, Q_{si}	Final, Q_{sf}	Average		
30-Mar-20	09:40	Cloudy	CMA5b 1hr_1_003468	2.7363	2.7427	13715.88	13716.88	1.00	1.22	1.22	1.22	73	87.2
30-Mar-20	10:58	Cloudy	CMA5b 1hr_2_003500	2.6984	2.7040	13716.88	13717.88	1.00	1.22	1.22	1.22	73	76.3
30-Mar-20	13:00	Cloudy	CMA5b 1hr_3_003499	2.6984	2.7023	13717.88	13718.88	1.00	1.22	1.22	1.22	73	53.2
03-Apr-20	09:20	Cloudy	CMA5b 1hr_1_003729	2.7263	2.7336	13742.88	13743.88	1.00	1.22	1.22	1.22	73	99.4
03-Apr-20	10:22	Cloudy	CMA5b 1hr_2_003733	2.7281	2.7352	13743.88	13744.88	1.00	1.22	1.22	1.22	73	96.6
03-Apr-20	13:00	Cloudy	CMA5b 1hr_3_003746	2.7070	2.7128	13744.88	13745.88	1.00	1.22	1.22	1.22	73	78.9
08-Apr-20	09:05	Cloudy	CMA5b 1hr_1_003772	2.7366	2.7459	13769.88	13770.88	1.00	1.03	1.03	1.03	62	150.8
08-Apr-20	10:07	Cloudy	CMA5b 1hr_2_003777	2.7091	2.7174	13770.88	13771.88	1.00	1.03	1.03	1.03	62	134.6
08-Apr-20	13:00	Cloudy	CMA5b 1hr_3_003780	2.7063	2.7140	13771.88	13772.88	1.00	1.03	1.03	1.03	62	124.8
14-Apr-10	09:19	Fine	CMA5b 1hr_1_003703	2.6867	2.6970	13796.88	13797.88	1.00	1.03	1.03	1.03	62	167.0
14-Apr-20	10:21	Fine	CMA5b 1hr_2_003710	2.7102	2.7221	13797.88	13798.88	1.00	1.03	1.03	1.03	62	193.0
14-Apr-20	13:00	Fine	CMA5b 1hr_3_003713	2.7259	2.7377	13798.88	13799.88	1.00	1.03	1.03	1.03	62	191.3
20-Apr-20	09:15	Fine	CMA5b 1hr_1_003866	2.7093	2.7145	13823.88	13824.88	1.00	1.02	1.02	1.02	61	85.0
20-Apr-20	10:17	Fine	CMA5b 1hr_2_003860	2.6776	2.6829	13824.88	13825.88	1.00	1.02	1.02	1.02	61	86.7
20-Apr-20	13:00	Fine	CMA5b 1hr_3_003855	2.6920	2.6963	13825.88	13826.88	1.00	1.02	1.02	1.02	61	70.3
25-Apr-20	09:14	Cloudy	CMA5b 1hr_1_003820	2.6999	2.7064	13850.88	13851.88	1.00	1.03	1.03	1.03	62	105.3
25-Apr-20	10:16	Cloudy	CMA5b 1hr_2_004496	2.6038	2.6091	13851.88	13852.88	1.00	1.03	1.03	1.03	62	85.9
25-Apr-20	13:00	Cloudy	CMA5b 1hr_3_004491	2.6110	2.6196	13852.88	13853.88	1.00	1.03	1.03	1.03	62	139.3



Location: MA1e - International Finance Centre (Eastern Wing)

Report on 24-hour TSP monitoring

Action Level ($\mu\text{g}/\text{m}^3$) - 173.4

Limit Level ($\mu\text{g}/\text{m}^3$) - 260

Date	Sampling Time	Weather Condition	Filter paper no.	Filter Weight, g		Elapse Time, hr		Sampling Time, hr	Flow Rate, m^3/min			Total Volume, m^3	TSP Level, $\mu\text{g}/\text{m}^3$
				Initial	Final	Initial	Final		Initial, Q_{si}	Final, Q_{sf}	Average		
28-Mar-20	08:00	Cloudy	MA1e 24hr 003429	2.7250	2.7950	25944.60	25968.60	24.00	1.35	1.35	1.35	1946	36.0
02-Apr-20	08:00	Cloudy	MA1e 24hr 003479	2.7140	2.8172	25971.60	25995.60	24.00	1.46	1.46	1.46	2108	49.0
07-Apr-20	08:00	Cloudy	MA1e 24hr 003748	2.7364	2.8043	25998.60	26022.60	24.00	1.14	1.14	1.14	1640	41.4
13-Apr-20	08:00	Fine	MA1e 24hr 003785	2.7177	2.8216	26025.60	26049.60	24.00	1.24	1.24	1.24	1782	58.3
18-Apr-20	08:00	Cloudy	MA1e 24hr 003716	2.7024	2.8153	26052.90	26076.90	24.00	1.13	1.13	1.13	1627	69.4
24-Apr-20	08:00	Cloudy	MA1e 24hr 003856	2.6754	2.7563	26079.90	26103.90	24.00	1.14	1.14	1.14	1642	49.3

Report on 1-hour TSP monitoring

Action Level ($\mu\text{g}/\text{m}^3$) - 325.1

Limit Level ($\mu\text{g}/\text{m}^3$) - 500

Date	Sampling Time	Weather Condition	Filter paper no.	Filter Weight, g		Elapse Time, hr		Sampling Time, hr	Flow Rate, m^3/min			Total Volume, m^3	TSP Level, $\mu\text{g}/\text{m}^3$
				Initial	Final	Initial	Final		Initial, Q_{si}	Final, Q_{sf}	Average		
30-Mar-20	09:20	Cloudy	MA1e 1hr 1 003470	2.7303	2.7362	25968.60	25969.60	1.00	1.35	1.35	1.35	81	72.7
30-Mar-20	10:48	Cloudy	MA1e 1hr 2 003473	2.7276	2.7328	25969.60	25970.60	1.00	1.35	1.35	1.35	81	64.0
30-Mar-20	13:00	Cloudy	MA1e 1hr 3 003475	2.7351	2.7405	25970.60	25971.60	1.00	1.35	1.35	1.35	81	66.5
03-Apr-20	09:02	Cloudy	MA1e 1hr 1 003464	2.7314	2.7388	25995.60	25996.60	1.00	1.46	1.46	1.46	88	84.3
03-Apr-20	10:05	Cloudy	MA1e 1hr 2 003731	2.7287	2.7368	25996.60	25997.60	1.00	1.46	1.46	1.46	88	92.3
03-Apr-20	13:00	Cloudy	MA1e 1hr 3 003745	2.6971	2.7039	25997.60	25998.60	1.00	1.46	1.46	1.46	88	77.5
08-Apr-20	08:50	Cloudy	MA1e 1hr 1 003466	2.7315	2.7381	26022.60	26023.60	1.00	1.14	1.14	1.14	68	96.7
08-Apr-20	09:52	Cloudy	MA1e 1hr 2 003776	2.7225	2.7279	26023.60	26024.60	1.00	1.14	1.14	1.14	68	79.1
08-Apr-20	13:00	Cloudy	MA1e 1hr 3 003784	2.7107	2.7151	26024.60	26025.60	1.00	1.14	1.14	1.14	68	64.4
14-Apr-10	08:56	Fine	MA1e 1hr 1 003462	2.7530	2.7612	26049.60	26050.60	1.00	1.24	1.24	1.24	74	110.5
14-Apr-20	09:58	Fine	MA1e 1hr 2 003706	2.6845	2.6915	26050.60	26051.60	1.00	1.24	1.24	1.24	74	94.4
14-Apr-20	10:59	Fine	MA1e 1hr 3 003711	2.7071	2.7163	26051.60	26052.60	1.00	1.24	1.24	1.24	74	124.0
20-Apr-20	08:53	Fine	MA1e 1hr 1 003459	2.7353	2.7419	26076.90	26077.90	1.00	1.13	1.13	1.13	68	97.5
20-Apr-20	09:55	Fine	MA1e 1hr 2 003863	2.6988	2.7025	26077.90	26078.90	1.00	1.13	1.13	1.13	68	54.7
20-Apr-20	10:57	Fine	MA1e 1hr 3 003857	2.6931	2.6949	26078.90	26079.90	1.00	1.13	1.13	1.13	68	26.6
25-Apr-20	08:40	Cloudy	MA1e 1hr 1 003461	2.7436	2.7489	26103.90	26104.90	1.00	1.14	1.14	1.14	68	77.6
25-Apr-20	09:42	Cloudy	MA1e 1hr 2 004497	2.5302	2.5332	26104.90	26105.90	1.00	1.14	1.14	1.14	68	43.9
25-Apr-20	10:44	Cloudy	MA1e 1hr 3 004493	2.6026	2.6056	26105.90	26106.90	1.00	1.14	1.14	1.14	68	43.9



Location: MA1w - International Finance Centre (Western Wing)

Report on 24-hour TSP monitoring

Action Level ($\mu\text{g}/\text{m}^3$) - 173.4
Limit Level ($\mu\text{g}/\text{m}^3$) - 260

Date	Sampling Time	Weather Condition	Filter paper no.	Filter Weight, g		Elapse Time, hr		Sampling Time, hr	Flow Rate, m^3/min			Total Volume, m^3	TSP Level, $\mu\text{g}/\text{m}^3$
				Initial	Final	Initial	Final		Initial, Q_{si}	Final, Q_{sf}	Average		
28-Mar-20	08:00	Cloudy	MA1w 24hr 003430	2.7232	2.8186	25674.19	25698.19	24.00	0.90	1.38	1.14	1636	58.3
02-Apr-20	08:00	Cloudy	MA1w 24hr 003480	2.7054	2.8196	25701.19	25725.19	24.00	0.90	1.38	1.14	1640	69.6
07-Apr-20	08:00	Cloudy	MA1w 24hr 003750	2.7300	2.8245	25728.19	25752.19	24.00	0.89	1.37	1.13	1629	58.0
13-Apr-20	08:00	Fine	MA1w 24hr 003783	2.7023	2.8490	25755.19	25779.19	24.00	0.90	1.48	1.19	1719	85.3
18-Apr-20	08:00	Cloudy	MA1w 24hr 003717	2.6972	2.8283	25782.19	25806.19	24.00	1.05	1.47	1.26	1811	72.4
24-Apr-20	08:00	Cloudy	MA1w 24hr 003852	2.6373	2.7528	25809.19	25833.19	24.00	0.89	1.48	1.19	1708	67.6

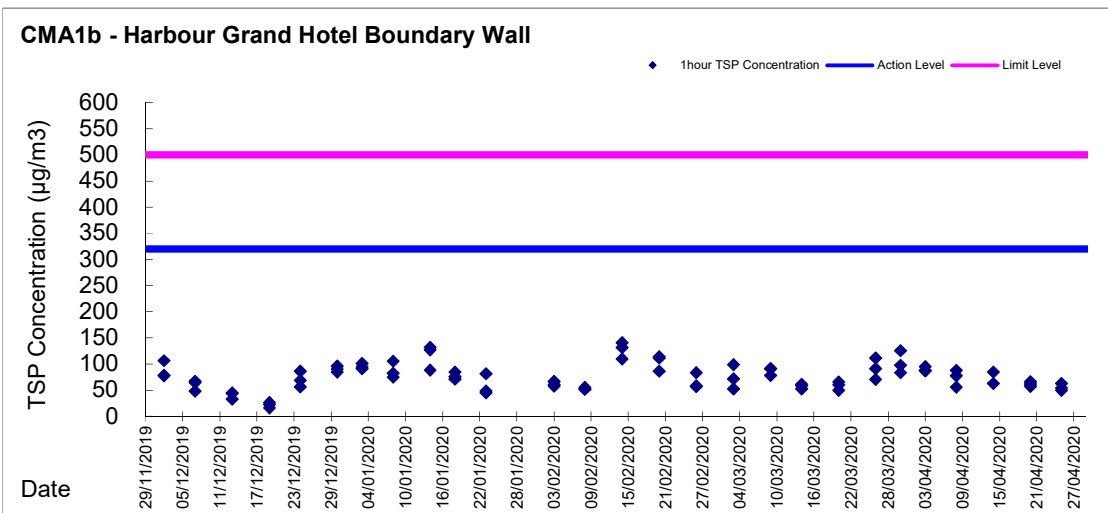
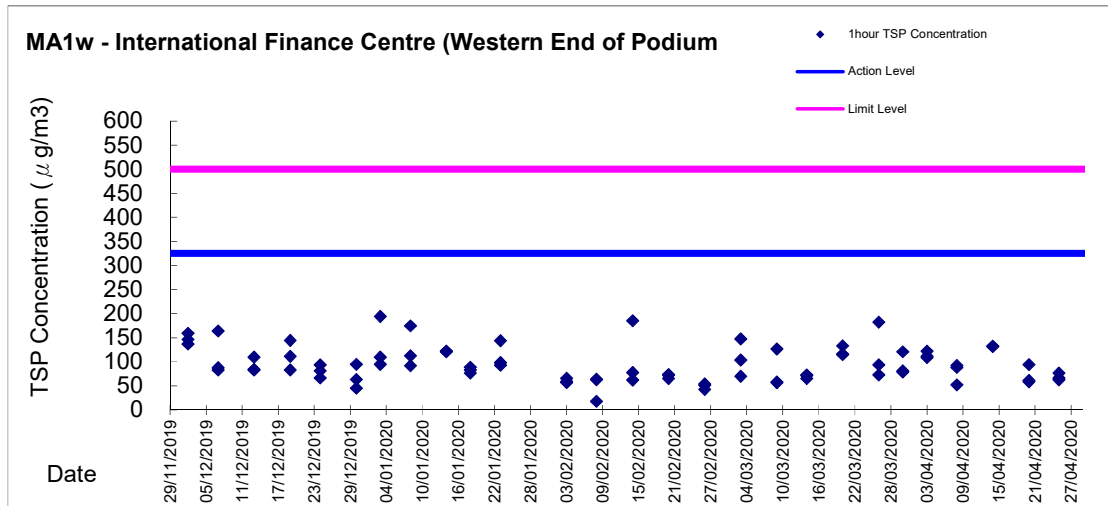
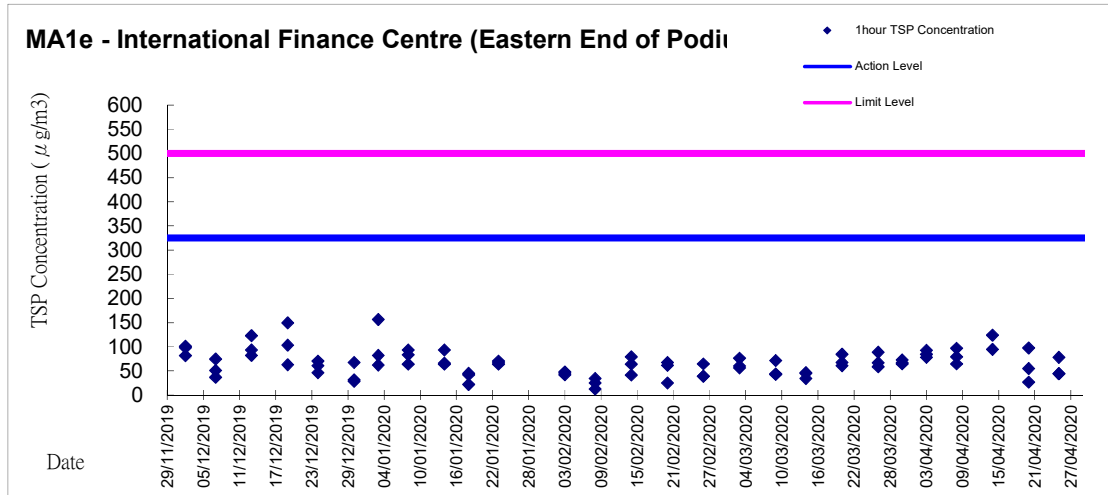
Report on 1-hour TSP monitoring

Action Level ($\mu\text{g}/\text{m}^3$) - 325.1
Limit Level ($\mu\text{g}/\text{m}^3$) - 500

Date	Sampling Time	Weather Condition	Filter paper no.	Filter Weight, g		Elapse Time, hr		Sampling Time, hr	Flow Rate, m^3/min			Total Volume, m^3	TSP Level, $\mu\text{g}/\text{m}^3$
				Initial	Final	Initial	Final		Initial, Q_{si}	Final, Q_{sf}	Average		
30-Mar-20	09:28	Cloudy	MA1w 1hr 1 003469	2.7370	2.7470	25698.19	25699.19	1.00	1.38	1.38	1.38	83	121.1
30-Mar-20	10:50	Cloudy	MA1w 1hr 2 003474	2.7353	2.7418	25699.19	25700.19	1.00	1.38	1.38	1.38	83	78.7
30-Mar-20	13:00	Cloudy	MA1w 1hr 3 003478	2.7201	2.7268	25700.19	25701.19	1.00	1.38	1.38	1.38	83	81.2
03-Apr-20	09:08	Cloudy	MA1w 1hr 1 003467	2.7228	2.7320	25725.19	25726.19	1.00	1.38	1.38	1.38	83	111.3
03-Apr-20	10:12	Cloudy	MA1w 1hr 2 003732	2.7338	2.7439	25726.19	25727.19	1.00	1.38	1.38	1.38	83	122.1
03-Apr-20	13:00	Cloudy	MA1w 1hr 3 003744	2.6813	2.6903	25727.19	25728.19	1.00	1.38	1.38	1.38	83	108.8
08-Apr-20	08:55	Cloudy	MA1w 1hr 1 003465	2.7475	2.7548	25752.19	25753.19	1.00	1.37	1.37	1.37	82	88.6
08-Apr-20	09:57	Cloudy	MA1w 1hr 2 003775	2.7416	2.7492	25753.19	25754.19	1.00	1.37	1.37	1.37	82	92.3
08-Apr-20	13:25	Cloudy	MA1w 1hr 3 003800	2.7551	2.7594	25754.19	25755.19	1.00	1.37	1.37	1.37	82	52.2
14-Apr-10	09:02	Fine	MA1w 1hr 1 003463	2.7404	2.7520	25779.19	25780.19	1.00	1.48	1.48	1.48	89	130.3
14-Apr-20	10:04	Fine	MA1w 1hr 2 003707	2.6907	2.7024	25780.19	25781.19	1.00	1.48	1.48	1.48	89	131.5
14-Apr-20	13:00	Fine	MA1w 1hr 3 003712	2.7156	2.7274	25781.19	25782.19	1.00	1.48	1.48	1.48	89	132.6
20-Apr-20	09:01	Fine	MA1w 1hr 1 003458	2.7400	2.7483	25806.19	25807.19	1.00	1.47	1.47	1.47	88	94.1
20-Apr-20	10:03	Fine	MA1w 1hr 2 003862	2.6969	2.7021	25807.19	25808.19	1.00	1.47	1.47	1.47	88	58.9
20-Apr-20	13:00	Fine	MA1w 1hr 3 003861	2.6891	2.6945	25808.19	25809.19	1.00	1.47	1.47	1.47	88	61.2
25-Apr-20	08:46	Cloudy	MA1w 1hr 1 003460	2.7276	2.7344	25833.19	25834.19	1.00	1.48	1.48	1.48	89	76.3
25-Apr-20	09:48	Cloudy	MA1w 1hr 2 004498	2.5199	2.5258	25834.19	25835.19	1.00	1.48	1.48	1.48	89	66.2
25-Apr-20	10:51	Cloudy	MA1w 1hr 3 004492	2.6094	2.6150	25835.19	25836.19	1.00	1.48	1.48	1.48	89	62.9

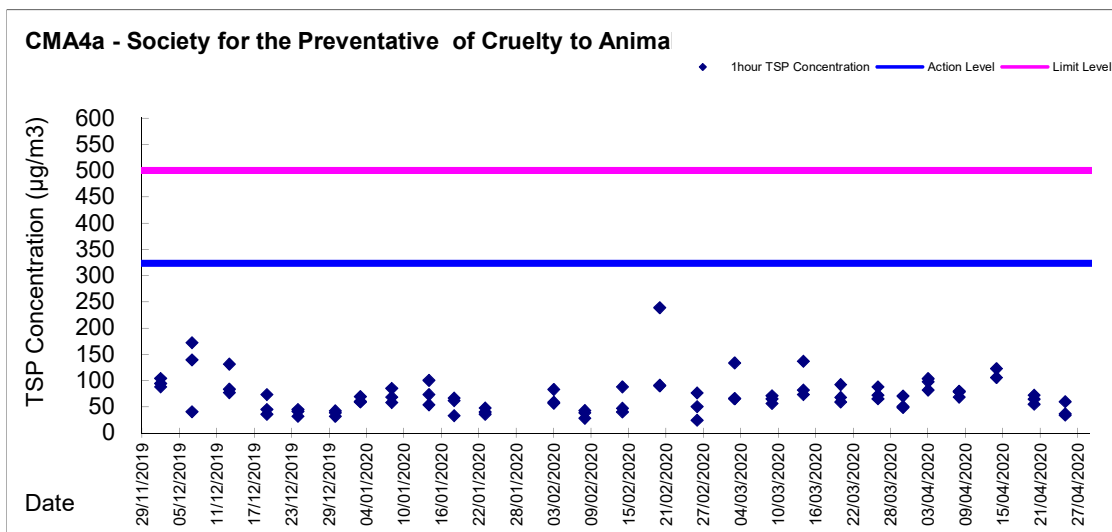
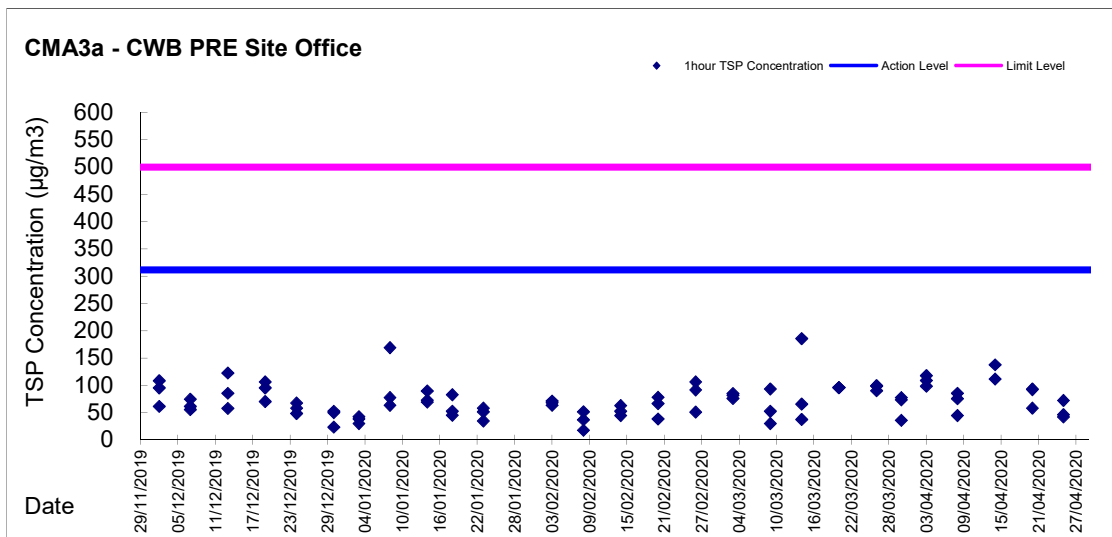
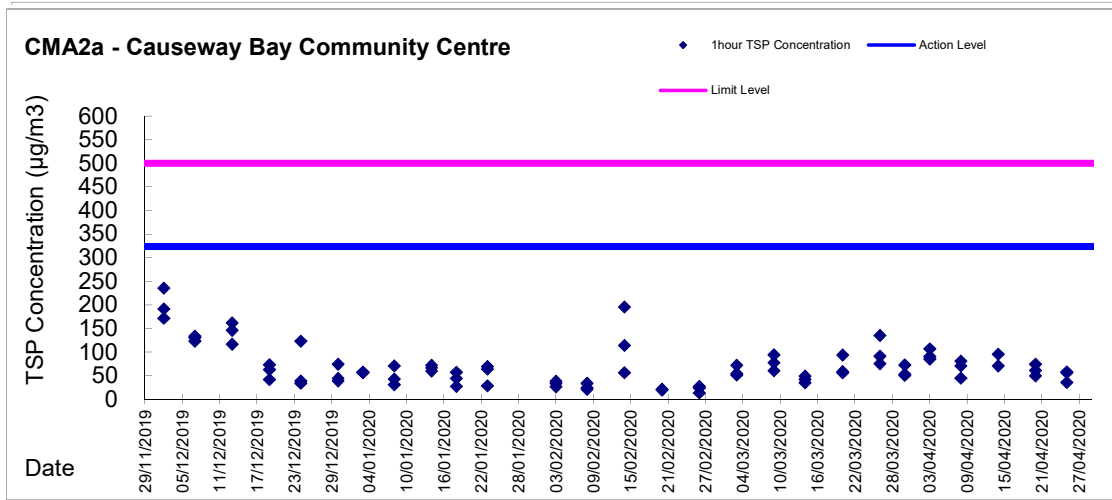


Graphic Presentation of 1 hour TSP Result



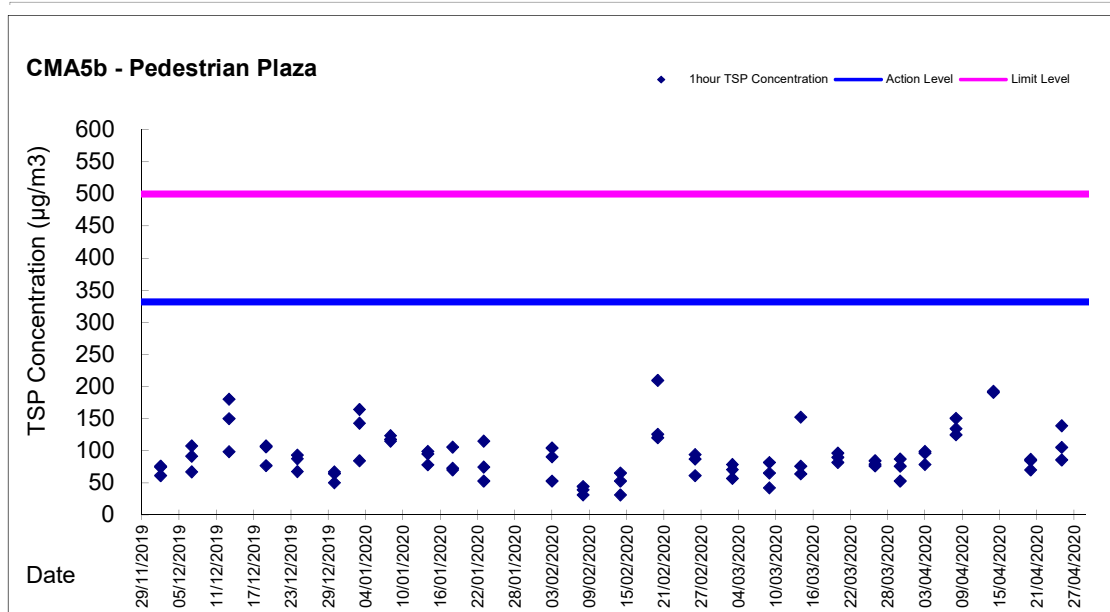


Graphic Presentation of 1 hour TSP Result

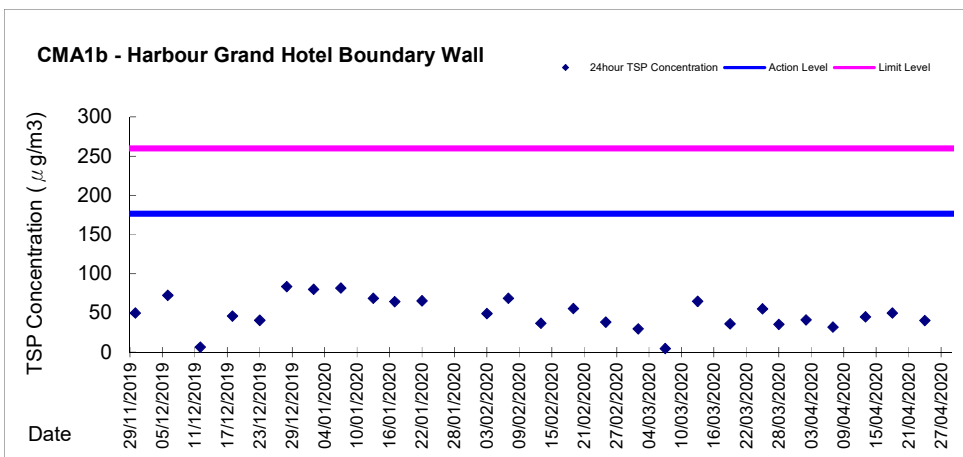
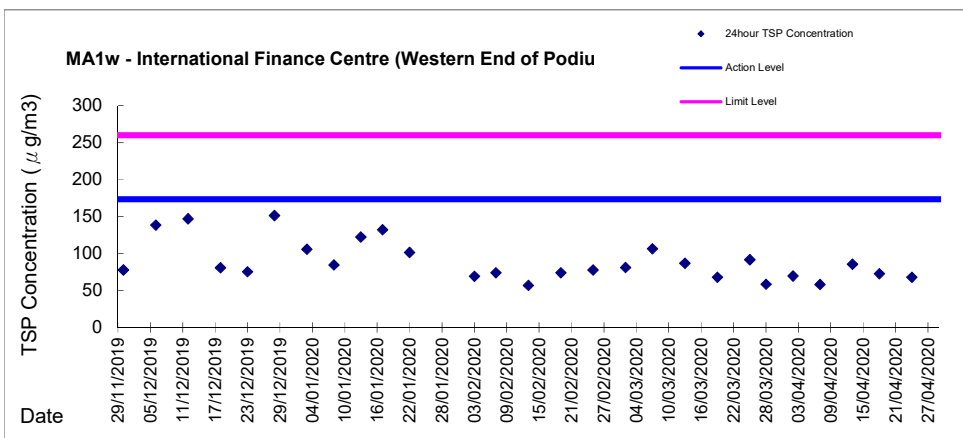
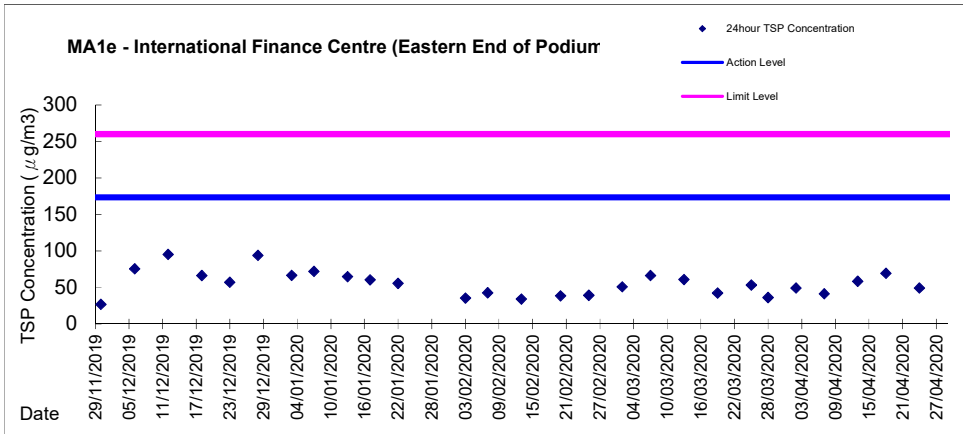




Graphic Presentation of 1 hour TSP Result

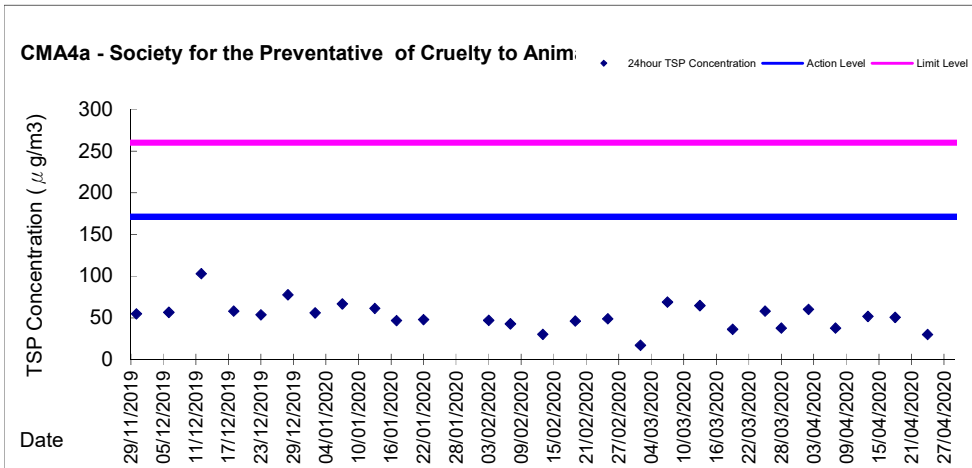
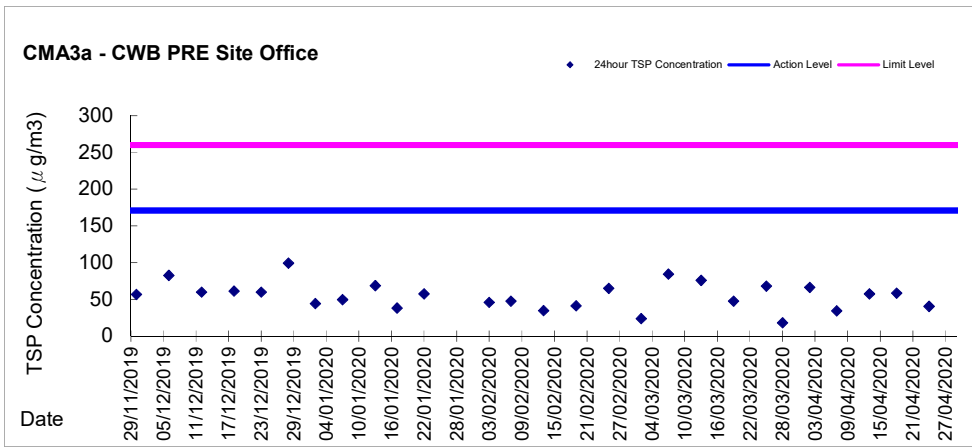
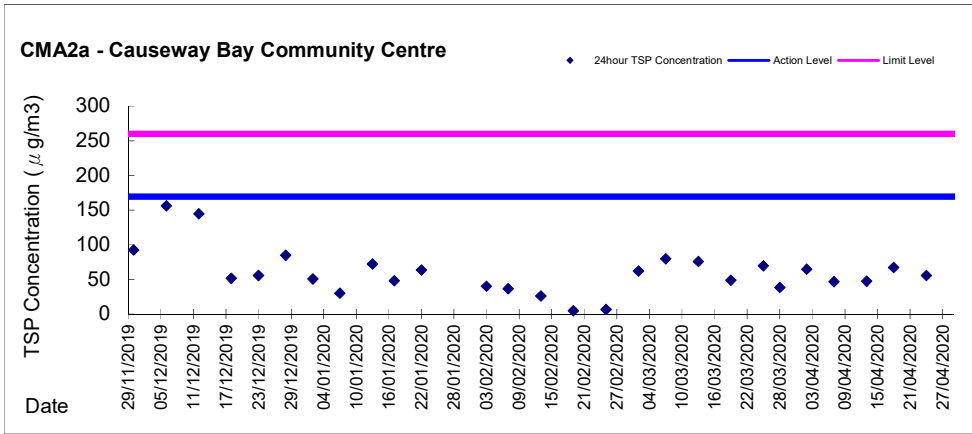


Graphic Presentation of 24 hour TSP Result





Graphic Presentation of 24 hour TSP Result



Graphic Presentation of 24 hour TSP Result

